


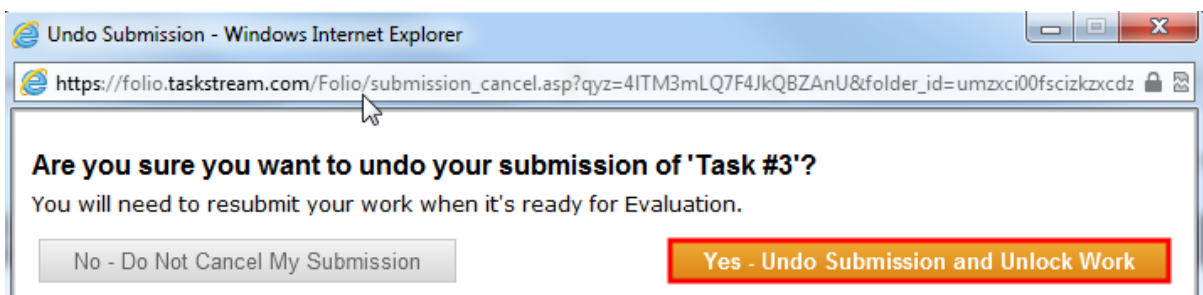
How Can A Student Change The Work After It Has Been Submitted

Note: You can ONLY cancel your submission BEFORE your instructor begins to evaluate it. Once the evaluation is in progress, you cannot cancel your submission.

1. Log into TaskStream – <http://www.taskstream.com>
2. Locate your TaskStream program, find your assignment and then click “Cancel Submission”.



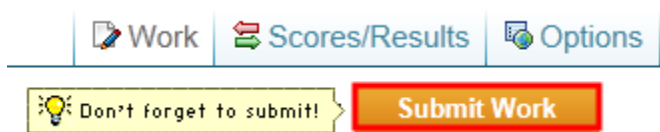
The following question prompt will pop up. Click “Yes-Undo Submission and Unlock Work”.



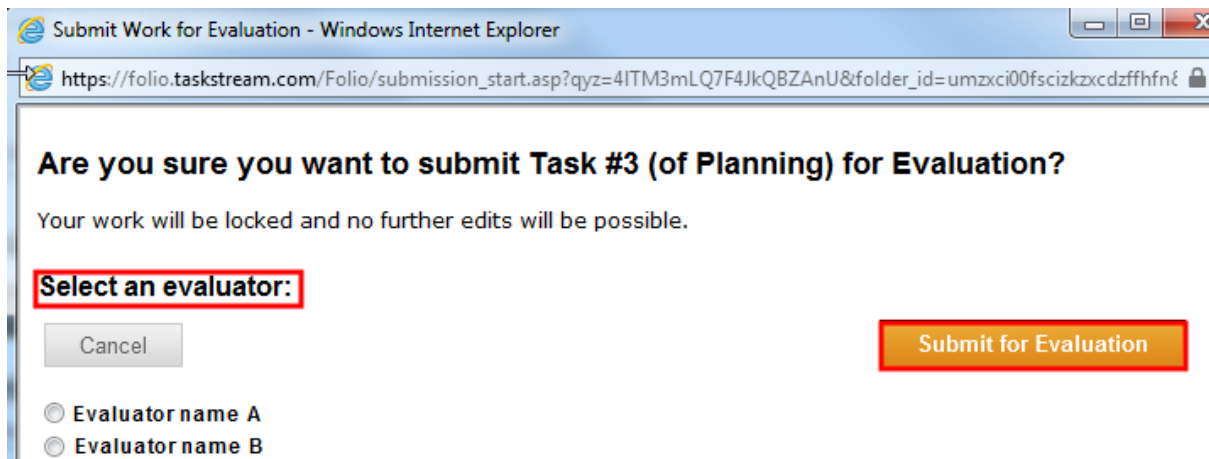
3. The following screen “Scores/ Results Summary” will appear. Find your assignment, and click “Edit Work”, and make the modifications you need.



4. After editing, re-upload the work and click “Submit work”.



5. Select an evaluator and then click “Submit for Evaluation”.



6. The following screen will appear. Click “Close Window”.

You have successfully submitted "Task #3"

